

Technical Rider

Date	30 June 2009	Contact	Angela Coates 0141 221 8727	Page	1 of 4
-------------	--------------	----------------	-----------------------------	-------------	--------

This document provides information venues regarding our setup, technical and scheduling requirements for this production. As this is a generic document, information is provisional and subject to change. Where you anticipate problems, financial or scheduling implications based on information in this document please contact the General Manager as soon as possible.

Production Outline

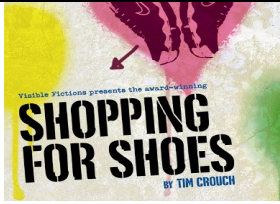
Touring Team	1 Stage Manager/Technician and 1 Actor
Set	A floor cloth with two steel-framed canvas flats forming upstage/offstage walls, and a number of cardboard boxes each containing various pairs of shoes and other props.
Running Time	50 minutes with no interval
Capped Audience	This show is limited to a maximum of 150 audience with no exceptions

Playing Space

Dimensions	(6m) 19.7 feet wide x (6m) 19.7 feet deep
Minimum Clear Height	(3m) 9.85 feet to the lowest point overhead playing area
Masking	Full black box to be supplied by the venue
Seating	End on with raked seating preferred
Max Rake Angle	This show can only play on a flat floor

Schedule and Staffing

Schedule	We require a lighting rig prior to the load in Load-in, focus and plotting requires 4 hours Load-out requires up to 2 hours
Load-in Staffing	2 technicians
Show Staffing	1 technician may be required to operate the lighting NB: Our stage manager is at the sound and light control position for the show, with only the actor onstage
Load-out Staffing	2 technicians
Breaks	Our staff work on an ITC YPT contract which provides a 30 minute meal break. This is normally given between the load-in and the half hour call. It will be assumed that venue staff covering both load-in and performances will require a one hour break prior to the half hour call., Our staff may continue to work during this period. It is not our normal practice to take a break between the start of the performance and the completion of the load-out.
Overtime, Missed breaks and Load-out payments	In the event of local contracts or practices requiring breaks etc other than as stated above, please notify the General Manager as soon as possible. No charge for overtime, missed breaks or load-out payments will be accepted against scheduled work unless this is advised to the General Manager in advance.



Date	30 June 2009	Contact	Angela Coates 0141 221 8727	Page	2 of 4
-------------	--------------	----------------	-----------------------------	-------------	--------

Access and Vehicles

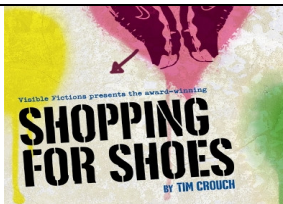
Tour vehicles	A long wheelbase Sprinter van carries our equipment, scenery and staff
Parking	We require parking for our tour vehicle
Load-in Access	Minimum of bends or turns and reasonable distance from vehicle to stage.
Minimum Door	Standard single door
Longest Piece	(4m) 13.2 feet (of 25mm x 75mm hollow –section steel)
Largest Piece	Folded cloths
Heaviest Piece	(4m) 13.2 feet x (4m) 13.2 feet painted floorcloth, no more than 10kg

Lighting

Plan	A generic plan is enclosed. Venue-specific plans will be supplied at least one week in advance to allow for pre-rigging
Dimmers	Venue dimmers are used a minimum of 15 (with two floor circuits).
Hard power	None
Colour	All colour and gobos are toured but will gladly use venue stock colour in overheads where available. Tour colour will need to be recovered during the load-out.
Focusing Access	Schedules assume availability of at least a Tallscope onstage and bridges or suitable ladders FoH for focusing. Please advise any restrictions to access that may impact focusing time (eg; difficult FoH locations, use of non-mobile work platforms etc) Equipment will not be bounce focused.
Control	Lighting desk to be provided by the venue. Lighting has previously been operated by our stage manager but venue staff may be asked to operate lighting.
No. of cues	24
Houselights	Dimmable and with control by DMX or easily accessible from lighting control.

Sound

PA	Use of venue facilities required
Speakers	House left and House Right driven in stereo
Playback	1 CD or 1MD to be supplied by venue
Control	Sound desk to be provided by the venue. The sound control needs to be positioned next to LX control to allow both systems to be operated by one person. A control position with open windows or otherwise non-soundproof is preferred. Failing this, adequate show relay must be provided to allow clear monitoring of playback levels.
No. of cues	13
Communications	Comms may be required at sound and lighting operating positions if physically separated. Backstage paging is helpful preshow but not required.



Technical Rider

Date	30 June 2009	Contact	Angela Coates 0141 221 8727	Page	3 of 4
-------------	--------------	----------------	-----------------------------	-------------	--------

Effects

Smoke/Haze/Fog	None
Pyrotechnics	None
Flame	None
Lighting FX	None

Backstage

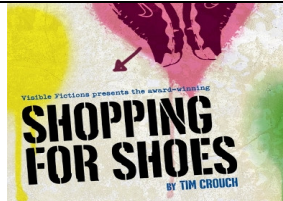
Wingspace	Not required
Props Table	Not required
Running Lights	Once performer is onstage she remains on for the duration. Running lights sufficient for safe access to and from the stage are required.

Fire and Safety

Fire	Cloths are NDFR treated. There is no use of naked flame or other flames or other factors leading to an increased risk of ignition
Manual Handling	Folded cloths are relatively bulky but pose no significant hazard if handled sensibly.
Specific Hazards	None
Risk Assessments	Full risk assessments for load-in, load-out and performance will be supplied on request. Venue specific risk assessments will not be carried out except where we are advised of specific hazards at your venue that may affect the safety of our staff, performers or the public. Unless advised otherwise we will assume your venue to be licensed and operated in compliance with relevant legislation and good safety practices.

Dressing Rooms and Wardrobe

Cast	1 female
Dressing Rooms	At least one dedicated to our company from one hour prior to the first performance to thirty minutes following the last performance each day. Where rooms cannot be dedicated between performances on any day, a green room is also required. Two chairs, mirrors, adequate heating, easy access to running water, toilets and preferably showers. Ideally dressing room(s) should be lockable.
Warm up Space	A suitable space for vocal and physical warm up, near the dressing rooms and with sound isolation from the theatre and public areas. This may be the dressing room where suitable. Warm ups will not normally take place onstage on load-in days
Washing	When playing for more than one performance, in-house facilities for washing and drying costumes may be used if available.



Technical Rider

Date	30 June 2009	Contact	Angela Coates 0141 221 8727	Page	4 of 4
-------------	--------------	----------------	-----------------------------	-------------	--------

Miscellaneous

Venue Specs and Plans	Please send venue spaces and ground plans to the contact if you are aware these have not yet been sent. CAD plans are preferred where available, in DWG or DXF format.
Visitors	Members of the company's permanent staff team may visit during our run. Names and details will be supplied on request.
Contra Charges	Contra charges for any production costs including but not limited to consumables, staff costs, wardrobe or other equipment usage will not be accepted unless agreed with our General Manager (or in emergency the touring Stage Manager) in advance.

Contact

Name	Angela Coates
Position	General Manager
Telephone	+44 (0) 141 221 8727
Fax	+44 (0) 141 221 3944
Email	info@visiblefictions.co.uk
Post	Suite 325/327 4 th Floor 11 Bothwell Street Glasgow G2 6LY